

# KENWOOD

Listen to the Future

Peerless Performance

## TS-590S

HF/50 MHz ALL MODE TRANSCEIVER





## Discovering the Hidden

The TS-590S marks a bold new chapter in Kenwood's proud history of high-performance HF transceivers. Featuring a narrow-band Roofing Filter, it significantly reduces interference from unwanted signals, resulting in excellent RX performance and revealing signals that would be hidden to lesser rigs. With IF AGC based on advanced DSP technology, Kenwood has essentially redefined HF performance.

Built to satisfy the most demanding DX'er, this high-performance HF transceiver takes Amateur Radio to the next level and continues the Kenwood tradition of operating ease and rugged reliability.

- Best dynamic range in its class versus off-frequency interference
- 500 Hz / 2.7 kHz Roofing Filter
- 32-bit floating point DSP
- 100 W heavy-duty design
- Automatic antenna tuner
- USB port for PC connectivity



# Superb RX Performance: Excellent Dynamic Range Even with Powerful Off-frequency Interference!

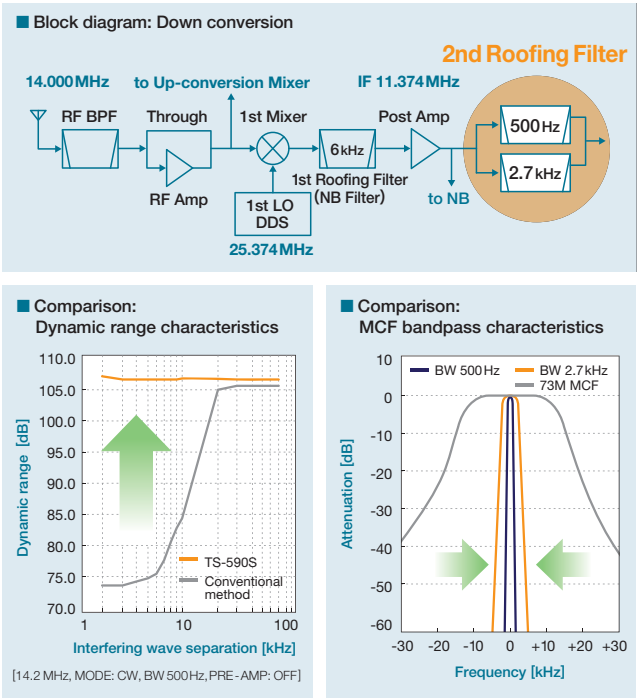
Thanks to a narrow-band Roofing Filter and dedicated 1st Mixer, this new transceiver offers the best dynamic range in its class to handle adjacent unwanted signals.

## Powerful 500 Hz/2.7 kHz Roofing Filter

On the 15, 20, 40, 80 or 160 meter band, the TS-590S employs down conversion\* for the first IF (11.374 MHz). Having the 1st Roofing Filter (6 kHz BW) directly after the Mixer enhances the noise blanker's ability to deal with adjacent off-frequency signals. What really determines RX performance is the 2nd Roofing Filter, after the post amplifier. The TS-590S comes equipped with a 500 Hz and 2.7 KHz BW 6-pole MCF. This results in superb dynamic range when adjacent signals are present, performance that was not previously possible using up conversion. So even when an interfering signal approaches the target frequency, a virtually flat dynamic range is maintained. Even with strong adjacent interference, you can capture a clear signal.



\*For 1.8/3.5/7/14/21 MHz Amateur bands, when receiving in CW/FSK/SSB modes down conversion is selected automatically if the final passband is 2.7 kHz or less.



DDS offers superb Carrier to Noise ratio characteristics, significantly cutting noise generated by adjacent unwanted signals

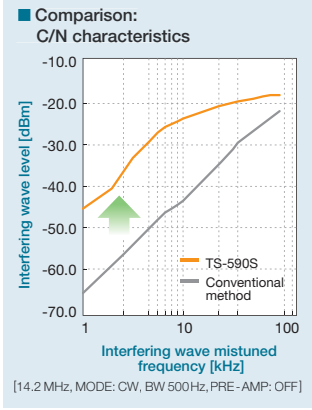
For the 1st local oscillator frequency, instead of employing conventional PLL/VCO, the output of a DDS (Direct Digital Synthesiser) is supplied directly to the following Mixer. When down conversion is active, the oscillator frequency is lower than it is with up conversion, so the output boasts even better C/N (Carrier to Noise ratio) characteristics and a desirable level of reciprocal mixing.

## Reciprocal Mixing

To measure the level of reciprocal mixing, an off-channel signal is mixed with the output of a signal generator, which is then varied until the unwanted signal can be detected as noise. The higher the figure, the less noise will be generated by adjacent interference, allowing undisturbed reception.



AD9951 from Analog Devices, Inc



# Wide Range of Features Thanks to 32-bit Floating-point DSP

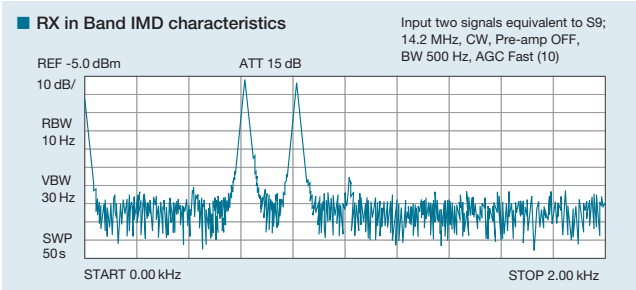
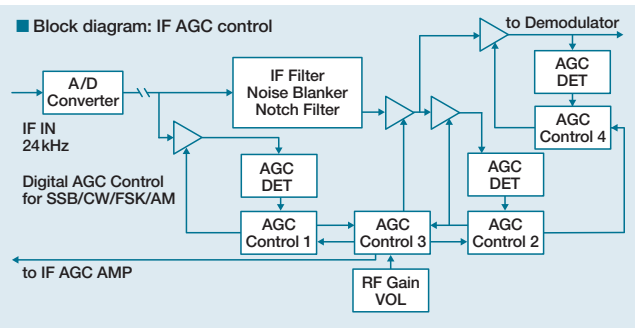
In addition to basic functions such as AGC, digital IF filters, detection and demodulation, a wide range of features including noise reduction and IF notch are all implemented with the latest algorithms.

Advanced AGC with digital signal processing from the IF stage onward

The TS-590S employs DSP from the IF stage onward. Kenwood was the first to offer DSP-based IF AGC in an Amateur radio (TS-870) and this DSP technology has been further enhanced for the TS-590S, resulting in the development of a unique approach to IF AGC. It is possible to apply level-optimised AGC even for signals that slip between the Roofing Filter and the final IF passband. You can be confident of optimum operation at all times, without having to think about the Roofing Filter bandwidth. Gain control performance has been greatly improved for the target signal in the final IF passband (RX band). This results in in-band IMD (intermodulation distortion) characteristics on a par with those of top-of-the-line transceivers. You can enjoy superb RX with next-generation Kenwood sound.



Texas Instruments TMS320C6726B

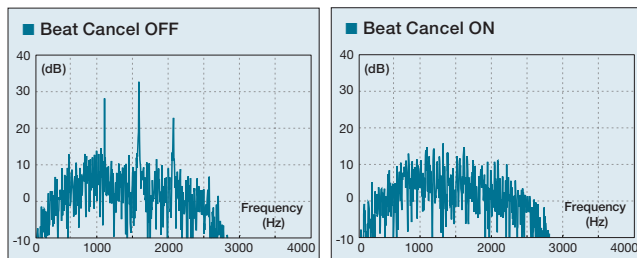
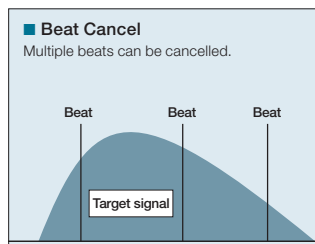






## ■ Beat cancel (BC1 / BC2)

Whereas IF auto notch is effective against a single, powerful beat, the beat cancel feature comes into its own when there are multiple, relatively weak beats. Choose BC1 to remove weak and/or continuous beat interference, and BC2 to handle intermittent beat, like that of a CW signal. Since this can be used in conjunction with IF auto notch, even more effective beat cancellation is possible. (SSB/AM/FM only)



## High-reliability TX Section for a High-quality Signal

Kenwood's attention to detail is evident in both TX and RX performance.

Stable operation guaranteed. Designed for high reliability.

### ■ 100 W heavy-duty design

The cooling system features a pair of 60 x 60 mm fans, the same size as on the previous model. Having two fans provides sufficient air flow at low rpm, ensuring quiet operation. Meticulous attention has been paid not only to the fans and motors but also to the size and shape of the intake/exhaust vents as a comprehensive approach to noise reduction. The aluminium die-cast chassis is combined with a large heat sink to enhance heat dissipation efficiency, minimising the rise in temperature in the final section during continuous TX sessions. This heavy-duty design is capable of withstanding long hours of operation under gruelling conditions typical of contests or DXpeditions.



### ■ Built-in automatic antenna tuner (compatible with 5 MHz band)\*

The preset-type automatic antenna tuner enables quick band changing and can even operate when the TS-590S is receiving. When the TX frequency changes, the requisite preset data (stored separately for each antenna band) is loaded into the antenna tuner circuit to ensure that optimum matching is rapidly achieved without having to retune.

\*UK only



## ■ Optional TCXO

The TCXO (temperature compensated crystal oscillator), which is available as an option, ensures superb frequency stability ( $\pm 0.5\text{ppm}$ ) throughout a wide temperature range, from  $-10^{\circ}\text{C}$  to  $+50^{\circ}\text{C}$ .

## ■ Drive output (including 135 kHz band)

The DRV terminal provides external access to the TX drive output (approx. 0 dBm). This is not just handy when a transverter is attached: the main antenna terminal cannot be used for transmission on the 135 kHz band, but this DRV terminal fills that need. Convenience is further enhanced when combined with the dedicated RX antenna terminal.

Note: A separate license may be required in order to use this product with supplied equipment or to transmit on frequencies that the TS-590S is not compatible with.

## ■ Speech processor (SSB/AM/FM)

The speech processor enhances the clarity of messages for the receiving station by raising average TX power. And as well as adjusting compression level, you can switch between soft and hard modes.

## ■ Adjustable TX filter (SSB/AM)

The TX filter passband is switchable. Since the high-pass and low-pass cut-off frequencies can be switched independently, you can have fine control over filter operation.

## ■ TX equaliser (SSB/AM/FM)

The equaliser offers flat (default), high boost (2 types), Formant pass (to minimise extraneous sounds), bass boost (2 types), conventional and user settings (using the ARCP-590). It is possible to adjust frequency characteristics to suit the voice quality and microphone characteristics on the transmitting end.

## ■ TX monitor

This outputs the TX audio via the speaker allowing you to check your own sound quality.

## ■ Other TX features

•VOX function (adjustable gain, selectable delay time) •Adjustable TX power output •Adjustable MIC gain •Adjustable CAR level

## Extensive CW Support

### ■ CW auto tune

With just the press of a button, you can automatically zero in on a target frequency for CW reception. During RIT operations, it will also tune in to the RIT frequency.

### ■ 2 key terminals on rear panel

Thanks to both an electronic keyer (built-in) paddle terminal and a separate one for an external keyer, PC keying is possible even when a paddle is connected.

### ■ Other CW features

•Support for full break-in and semi break-in (semi break-in delay time: 50 ms~1000 ms) •Memory keyer (max. 4-channel message memory) •Pitch control (300~1000 Hz) •Side tone monitor with 10-step volume control •Electronic keyer (selectable key speed, squeeze A/B modes) •Microphone paddle mode •CW reverse mode •CW auto transmit (in SSB mode, a simple key-press will switch automatically to CW)



## Superior Ease of Operation Plus More Enjoyable TX/RX Performance

The user-friendly man-machine interface means you can count on impeccable operation – under the gruelling conditions of a contest or a DXpedition.

### Numerous functions to assure easy operation

#### User-friendly menus, outstanding operating ease

The TS-590S menus offer intuitive access to numerous additional features. The combination of menu and arrow keys makes operation intuitive. Also, the menu mode is visible in the main area, while the sub area scrolls through the relevant guidance information.



#### Large display with 2-colour LED backlight

The large display ensures outstanding visibility under all conditions. And you can select amber or green for the LED backlight.



#### Direct frequency entry, direct band selection

The keypad is used for Amateur band direct key access. There are 3 memories for each band, so you can quickly call up the frequencies you usually use. Also, the buttons – laid out to optimise ease of operation – provide responsive feedback.



#### USB connectivity for PC control

Thanks to the addition of a USB port, the TS-590S can be hooked up to a PC with a USB cable, enabling PC control of the transceiver plus TX/RX audio connectivity.

Note: Because of the theoretical latency of USB audio, it cannot be used for applications that are affected by a time lag.

#### Remote control of the TS-590S using a computer

Using the ARCP-590 radio control program, it is possible to access virtually all functions from a computer. This makes it easy for you to change settings and manage memory channels.



\*You can download related freeware from the Kenwood website after purchasing the TS-590S.

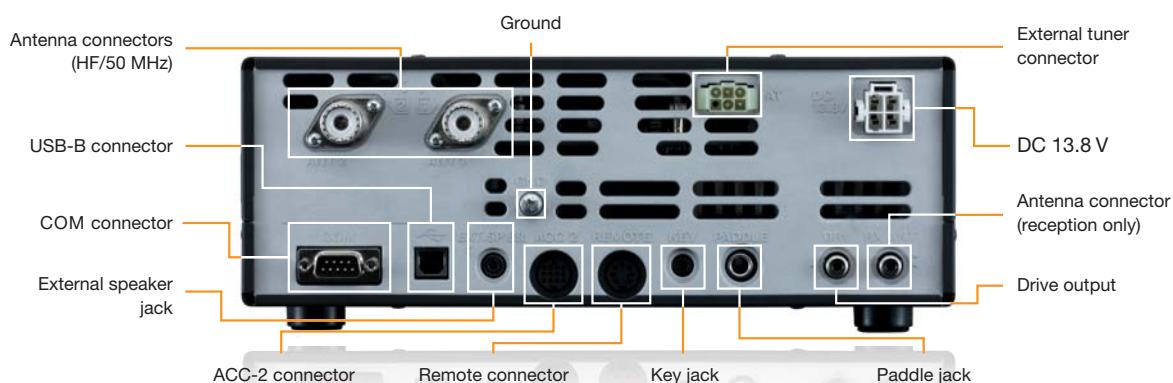
#### Voice guide & storage unit (option)

The VGS-1 voice guide and storage unit can serve two important roles: vocal confirmation (in English or Japanese) of frequency, key operation, settings, etc., and recording/playback of messages received by the transceiver.



- Voice memory: max. 4 channels (recording time: 30 secs each for CH1 & CH2, 15 secs each for CH3 & CH4)
- Constant RX recording: 30 secs (1 channel)

## External Connectors






## ■ OFF beep

In addition to conventional audio confirmation of operation, a different beep sounds when a feature or mode is off, allowing clear differentiation.

## ■ Programmable function keys (PF A, PF B)

The TS-590S features 2 programmable function keys. You are free to select frequently used functions for assigning to these keys.



## ■ Memory/Scan functions

### ● Easy-to-use memory

The Memory Name function enables clear identification for up to 110 memory channels (including specified ranges). Also, the memory scroll function can be used to check memory channel data without changing operating frequency. Other features include a Quick Memory function for storing frequencies on the fly (max.10 channels),\* memory channel copy, single channel memory clear, memory lockout, memory shift, and the ability to change memory channel data/frequency temporarily.

\*3, 5 or 10 channels can be selected.

### ● Multiple scan functions

Included among the many scan functions are program scan, memory scan, group scan, subtone scan and CTCSS scan. And a program slow scan automatically reduces the scanning speed around any frequency of special interest.

## Other features

### RX

- RX equaliser
- ATT, pre-amp
- Adjustable RF gain, adjustable AF gain, selectable SQL level

### FSK

- Basic RTTY settings (keying polarity, shift width, high/low tones, reverse mode)

### FM

- FM Wide/Narrow switching for TX/RX
- Repeater subtone
- FM signalling (CTCSS, cross-tone)

### DATA

- Independent SSB-DATA/FM-DATA modes
- Choice of IF filters for PSK31/AFSK operations
- Variable ANO/ANI level
- Selectable DATA modulation line (ACC2/USB)
- DATA VOX

### Accessory connectors

- ACC2 connector for packet operations
- Remote connector compatible with linear amp control (built-in vacuum tube linear amp control relay, selectable TX attack delay)

### External connectivity

- External antenna tuner ready (AT-300\*)
- Kenwood Sky Command II support (when connected to TH-D72E\*\*)
- Packet cluster tune (when connected to TM-D710E/TH-D72E\*\*)
- Cross-band repeater functions (when connected to TM-D710E/TM-V71E)

### Others

- Emergency contact frequency paging
- TX tuning for external antenna tuner
- Power-on message  
Note: A message of up to 8 alphanumeric characters can be input for display when the power is switched on.
- Split data transfer using COM port
- Firmware updates
- Adjustable long-keypress timing

\*Discontinued products \*\*Available in late 2010.

## Kenwood Sky Command System II

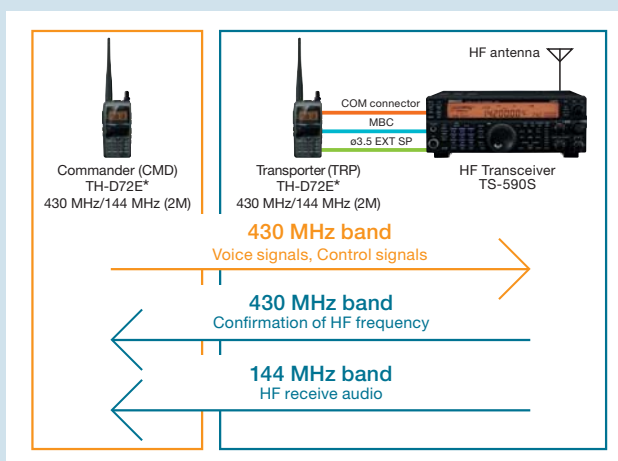
The Kenwood Sky Command System (KSS) effectively puts an HF transceiver in your hand, allowing you to relax in your lounge or backyard while controlling the TS-590S in your shack. Or you could be sitting at a baseball game while operating the HF transceiver safely installed in your car. And the Kenwood Sky Command II adds the convenience of LCD confirmation of HF frequency. It's not just freedom you'll enjoy: KSS is simple and intuitive, yet amazingly powerful. Once the Transporter (TH-D72E\*\*) has been wired to your TS-590S HF transceiver, all you need to carry is the second handheld (the Commander). The Commander transmits control signals to the Transporter, which also relays your voice to the HF radio. In return, HF signals are transmitted back to the Commander. This system allows you to transmit and receive HF signals, set frequencies, switch memory channels, and much more — from your handheld transceiver.

### ● Kenwood Sky Command II

Kenwood Sky Command II utilises full-duplex operation, adding some extra features that further enhance functionality. For example, you can confirm HF frequency visually on the LCD panel of the Commander. Control is effected via TNC (AX.25), and now even more HF functions are accessible: XIT, mode switching (USB, FM, etc.), split-frequency operations on/off, memory shift, and frequency step selection. In addition, once every 10 minutes, the Transporter will send out its pre-programmed call sign via CW.

\*Available in late 2010.

\*\*Kenwood Sky Command II uses a pair of TH-D72E\* transceivers.



- The operator controls the TS-590S HF transceiver from the portable Commander (CMD) TH-D72E\*.
- Voice is transmitted from the CMD unit on the 430MHz band.
- Control signals are sent from the CMD unit on the 430MHz band.
- The received HF signal is re-transmitted by the Transporter (TRP) TH-D72E\* on the 2M band.
- The operator can confirm the HF frequency on the LCD of the CMD.

Note: Refer to applicable Amateur Radio regulations to check whether you are permitted to use this function.

## Options

### MC-90

Deluxe  
Desktop  
Microphone



### MC-43

Hand  
Microphone




### PG-20

DC Cable  
(7 metres)



### MB-430

Mobile  
Bracket



### SP-23

External  
Speaker



### ARCP-590

Radio Control  
Program



(available free for downloading  
from the Kenwood website)

### MC-60A

Desktop  
Microphone



### HS-6

Headphones



### SO-3

TCXO



### PS-60

Heavy-duty  
Power Supply  
(22.5A)



### ARHP-590

Radio Host  
Program



(available free for downloading  
from the Kenwood website)

### MC-47

Hand  
Microphone



### HS-5

Headphones



### LF-30A

Low-pass Filter  
(50 MHz band  
is not supported)



### SP-50B

Mobile  
Speaker



### VGS-1

Voice Guide &  
Storage Unit



Not all accessories may be available. Please contact dealers for details.

## Main Specifications

TS-590S		
General		
Frequency Range TX RX	180,80,60 <sup>*1</sup> ,40,30,20,17,15,12,10, 6 meter bands 0.13 ~ 30 MHz, 50 ~ 54 MHz (VFO: Continuous 30 kHz ~ 60 MHz)	
Mode	J3E(SSB), A1A(CW), A3E(AM), F3E(FM), F1B(FSK)	
Frequency Stability	±5ppm (±0.5 ppm with SO-3), -10°C ~ +50°C	
Antenna Impedance	50 Ω	
Antenna Tunable Range	16.7 ~ 150Ω	
Supply Voltage	13.8 V DC ±15 %	
Current Drain TX RX (No signal)	20.5A or less 1.5A or less	
Operating Temperature	-10°C ~ +50°C	
Dimensions (W x H x D)	Without projections With projections	270 x 96 x 291 mm 280 x 107 x 335 mm
Weight (Net)	7.4 kg	
Transmitter		
Output Power	Max 100 W, Min 5 W AM: Max 25 W / Min 5 W	
Modulation SSB FM AM	Balanced modulation Reactance modulation Low-power modulation	
Maximum Frequency Deviation (FM)	Less than ±5kHz (Wide) Less than ±2.5kHz (Narrow)	
Spurious Response	1.7 ~ 40MHz: Less than -50 dB 40MHz or more: Less than -60dB	
Carrier Suppression	More than 50dB	
Unwanted Sideband Suppression	More than 50dB	
Transmit Frequency Response	-6dB: 400Hz ~ 2,600Hz	
Microphone Impedance	600Ω	
XIT Variable Range	±9.999kHz	
Receiver		
Circuitry	Double or Triple Superheterodyne <sup>*2</sup>	Triple Superheterodyne <sup>*3</sup>
Intermediate Frequency 1st IF 2nd IF 3rd IF	11.374MHz 24kHz —	73.095 MHz 10.695 MHz 24 kHz (except FM) / 455 kHz (FM)

<sup>\*1</sup> UK only

<sup>\*2</sup> In 1.8 / 3.5 / 7 / 14 / 21 MHz Amateur band, IF band width 2.7 kHz or less (SSB, CW, FSK)

<sup>\*3</sup> Except in 1.8 / 3.5 / 7 / 14 / 21 MHz Amateur band, IF band width 2.7 kHz or less (SSB, CW, FSK)

TS-590S	
Receiver (Continued)	
Sensitivity	
SSB/CW/FSK (S/N 10dB)	Less than 0.5µV (0.13-0.522MHz) Less than 4µV (0.522 - 1.705MHz) Less than 0.2µV (1.705 - 24.5MHz) Less than 0.13µV (24.5 - 30MHz) Less than 0.13µV (50 - 54MHz)
AM (S/N 10dB)	Less than 6.3µV (0.13-0.522MHz) Less than 31.6µV (0.522 - 1.705MHz) Less than 2µV (1.705 - 24.5MHz) Less than 1.3µV (24.5 - 30MHz) Less than 1.3µV (50 - 54MHz)
FM (12dB SINAD)	Less than 0.22µV (28 - 30MHz) Less than 0.22µV (50 - 54MHz)
Squelch Sensitivity	
SSB/CW/FSK/AM	Less than 5.6µV (0.13 - 0.522MHz) Less than 18µV (0.522 - 1.705MHz) Less than 1.8µV (1.705 - 30MHz) Less than 1.1µV (50 - 54MHz)
FM	Less than 0.2µV (28-30MHz) Less than 0.2µV (50-54MHz)
Image Rejection Ratio	More than 70 dB
IF Rejection Ratio	More than 70 dB
Selectivity	
SSB	More than 2.2kHz (-6 dB) Less than 4.4kHz (-60dB)
CW/FSK	More than 500Hz (-6dB) Less than 1.2kHz (-60 dB)
AM	More than 6kHz (-6 dB) Less than 12kHz (-50 dB)
FM	More than 12kHz (-6 dB) Less than 25kHz (-50 dB)
RIT Variable Range	±9.999kHz
Notch Filter Attenuation	
Auto	More than 60dB
Manual	More than 70dB
Beat Cancel Attenuation	More than 40dB
Audio Output Power	More than 1.5W (8Ω)
Audio Output Impedance	8Ω

These specifications are guaranteed for Amateur Bands only.

Kenwood follows a policy of continuous advancement in development.

For this reason, specifications may be changed without notice.

## Kenwood Electronics UK Limited

Kenwood House, Dwight Road, Watford, Herts, WD18 9EB, United Kingdom

[www.kenwood-electronics.co.uk](http://www.kenwood-electronics.co.uk)



CA300E-E-8